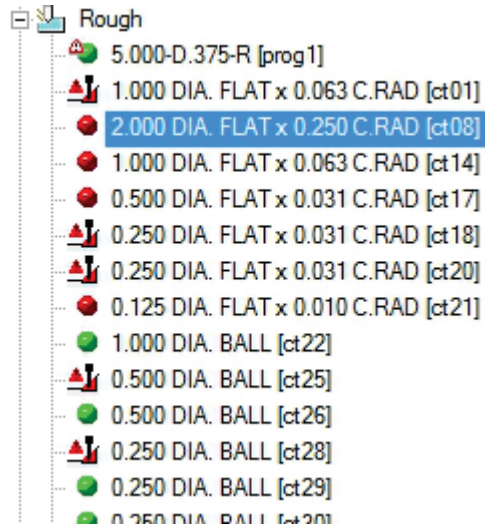











Program Tree Hieroglyphics Decoded

What the heck to all those different colored balls and icons next to the programs mean?



	Green Ball indicates the program has been inspected by Prospector and does not gouge the part. It is ready to be post-processed and run on the machine. Remember: Green Means GOOD!
	Green Ball with a Warning symbol. This program generated and does not gouge the part or collide with stock. However it could not completely machine the area(s) indicated by the window(s). Use Program/Inspect to find out what exactly happened. It's probably OK - usually you'll find that the cutter could not go into a small pocket area because the tool is too big.
	Gray Ball. The program is in an indeterminate state. You can't do anything with this program until it is generated and inspected. Choose Project/Build to generate and inspect it.
	Gouge or Stock Collision. This is trouble! The program will either gouge the part data and/or collide with stock. You need to find out what the heck is going on before you use it! Choose Program/Inspect to see where the program has issues and decide how you can rectify the problem(s).
	Program Failed to Generate. More trouble! The program could not be generated. The cause is usually an incorrect program parameter or a situation such as the tool being too big to fit inside the window. Use Program/Update and carefully check all the parameters. Still having problems? Archive the project and e-mail the .prz file as an attachment to support@amt-software.com with a description of the trouble and we'll get on it and let you know what the deal is.
	Program Post Processed. Whenever you use the Send to Control feature, this icon is placed in front of the program just to let you know you have created the G-code tape file. No worries.
	Program is Loaded. The blue dot just means that this program is currently being displayed in the 3D view.
	Program Marked. When you choose Program/Mark, a little check mark is added to the icon. This is just a visual indicator that means whatever you want it to mean. It's helpful to our support staff when you use this feature to indicate program(s) in a project that you are having trouble with.
	Program is Loaded and Activated. Only 1 program can be active at a time and this indicates which program that is. An active program shows the tool location graphically.